

## **BASEMENT WALKOUT PERMIT**

**The following documentation MUST be provided for all WALKOUT building permits:**

The Planning Department or the Plans Examiner may require additional information to complete their review.

### **BUILDING PERMIT APPLICATION**

Fill out application completely and sign. Be sure to include:

- Owner, address, telephone number
- Lot, Subdivision and Tax Serial #
- General contractor name, address, telephone number, license number
- Valuation of project

### **SITE PLAN-** MUST BE DETAILED WITH ALL REQUIRED INFORMATION- see example below

- Lot dimensions & lot size
- Location of all existing buildings
- Setback measurements- Show distances from walkout wall to property lines.
- Must show Right-of-ways and easements
- Location of all retaining walls, *new and existing*.
- Must show floor drain location and specifications

\*\*\*\* **Note:** Walkout Foundation Walls **CANNOT** encroach into setbacks

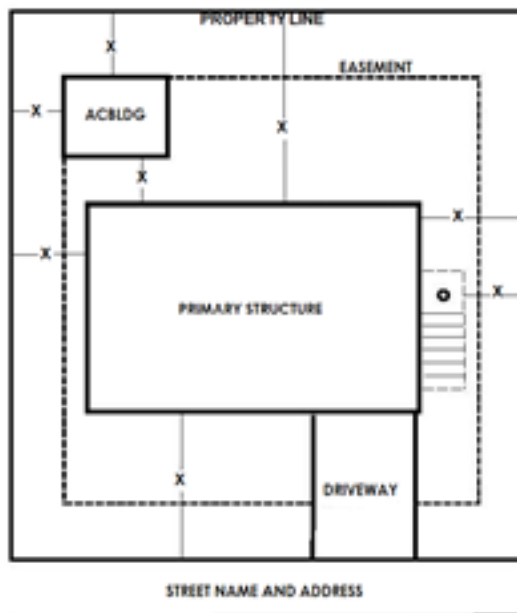
### **BUILDING PLANS - Two (2) sets (on either 8 ½ x 11, or 11 x 17 size paper)**

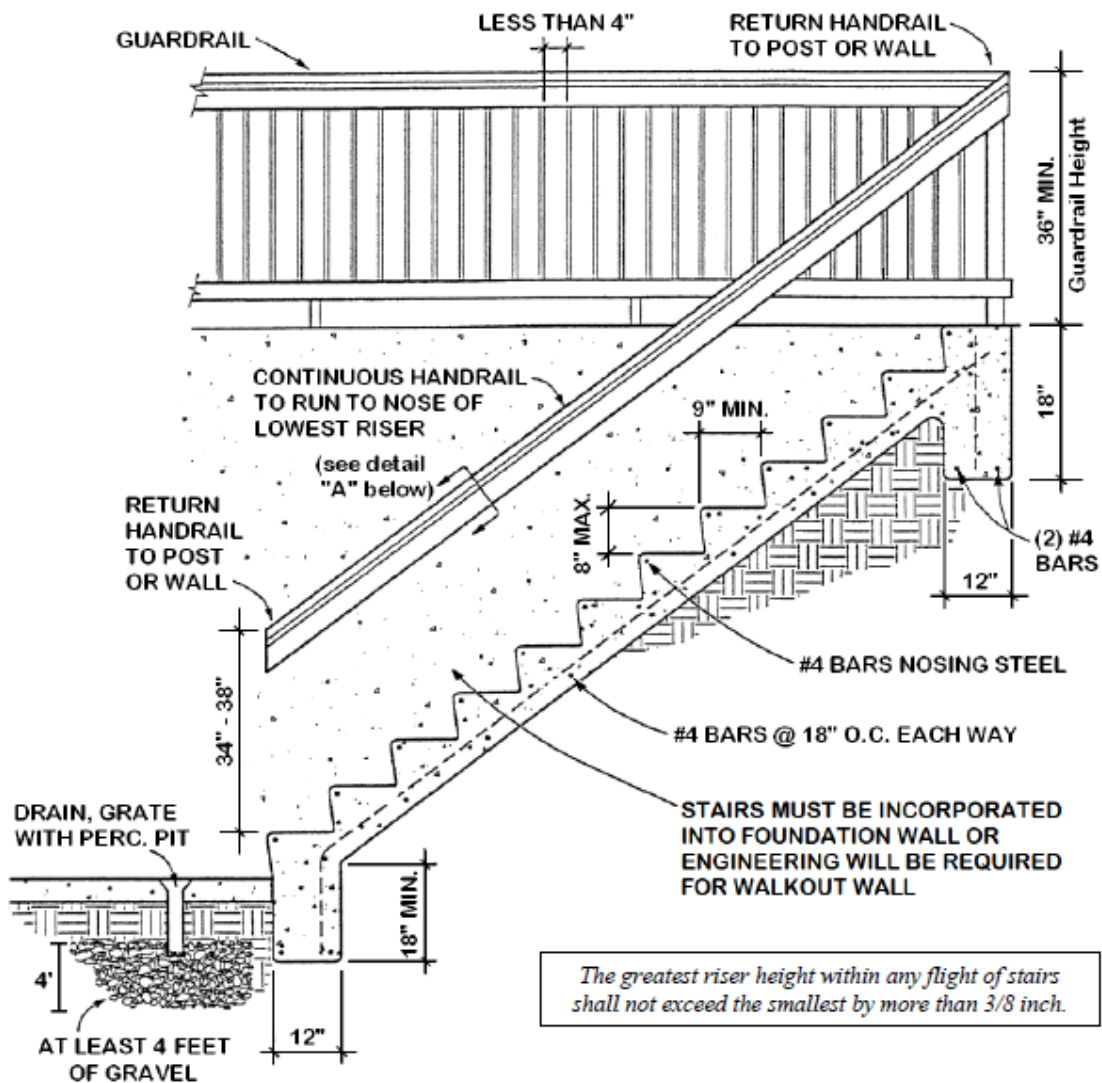
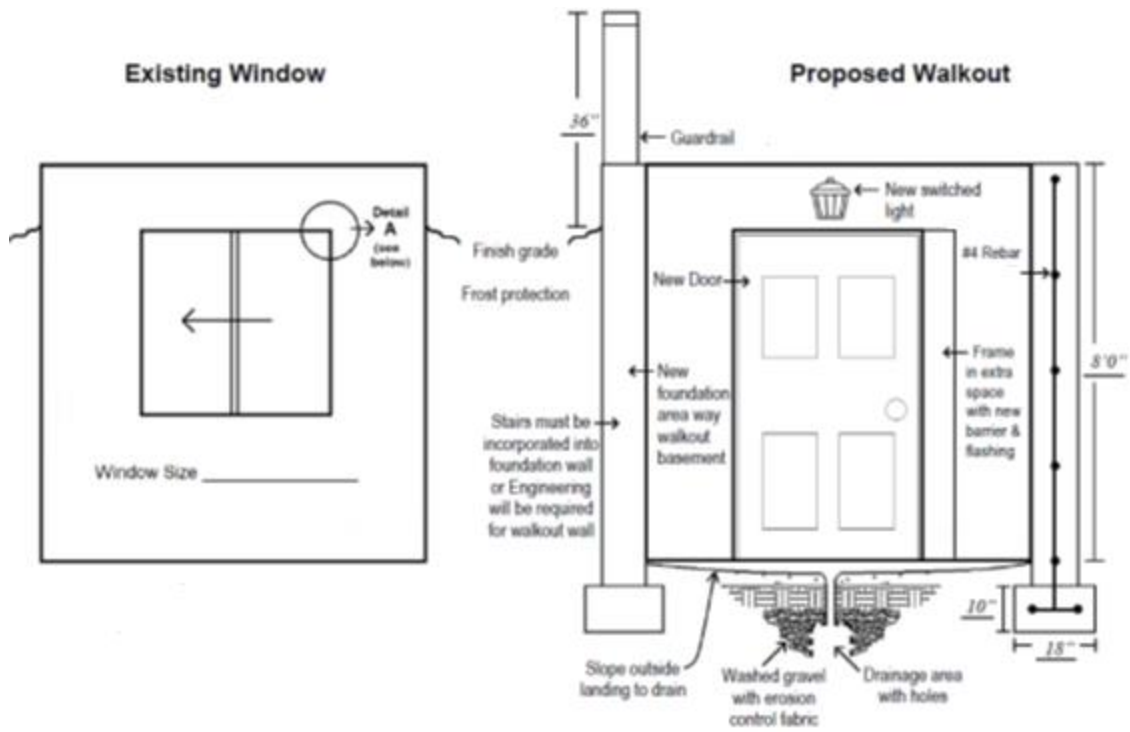
- Complete set of plans including ftg and fnd schedule
- Engineering from a Utah State Licensed Engineer regarding cutting a foundation for a door.
- Note size, thickness and material specifications for ftgs and fnd wall
- Stair Details, including riser and tread details, and landing details

### **INSPECTIONS REQUIRED**

- Footing inspection (steel and forms in place prior to pour)
- Foundation inspection (steel in place prior to pour)
- Final inspection (including installation of handrail and guardrail)

Examples of site plan





*The greatest riser height within any flight of stairs shall not exceed the smallest by more than 3/8 inch.*

\*\*\*\*\*THESE SAMPLES ARE FOR INFORMATIONAL PURPOSES ONLY\*\*\*\*\*