



2020 Census Step-by-Step Walkthrough

Completing the 2020 Census will take only about 10 minutes. This walk through provides additional explanation for each of the questions you will see. Please consider the following before beginning:

- Check with other members of the household who may have already responded and included you.
- You can also complete this questionnaire through a mobile device.
- If you need additional assistance, or if you would like to respond by phone, you can call the 2020 Census at: 844-330-2020

STEP 1

Go to: <https://my2020census.gov/>

Click on: “Start Questionnaire”

Welcome to the 2020 Census

- It's quick and easy. The 2020 Census questionnaire will take about 10 minutes to complete.
- It's safe, secure, and confidential. Your information and privacy are protected.
- Your response helps to direct billions of dollars in federal funds to local communities for schools, roads, and other public services.
- Results from the 2020 Census will be used to determine the number of seats each state has in Congress and your political representation at all levels of government.

Getting started:

- You must complete your questionnaire once you begin. If you leave the questionnaire and return later, you will have to start over.
- Do not use the web browser buttons (back, forward, or close browser). Use the buttons within the questionnaire to navigate.
- For best results, use the latest version of Chrome, Firefox, Internet Explorer, or Safari. Enable cookies.

Shape
your future
START HERE >

United States®
Census
2020

Start Questionnaire

STEP 2

Note that the Census wants to know where you will be on **April 1, 2020**. Click “Next” to continue.

In order to collect your address, we first need to know where you will be living on April 1, 2020. ([Help](#))

Please select where you will be living on April 1, 2020.

☒ A U.S. state or the District of Columbia

☐ Puerto Rico

☐ Somewhere else

[Next >](#)

ENGLISH ESPAÑOL 中文(简体) TIẾNG VIỆT 한국어 РУССКИЙ العربية TAGALOG POLSKI FRANÇAIS KREYÒL AYISYEN 日本語

STEP 3

Most addresses in Eagle Mountain have a North, South, East, or West in front of the Street Name. If you are unsure what to enter for your address, the next screen will verify your address. If you still need help, go to the [City Map](#) and search your address there. The results will display N, S, E, or W for your property.

Where will you be living on April 1, 2020? ([Help](#))

Please provide a complete street address for your residence. Provide the street address you would use to have a package delivered directly to your residence, not a rural route or P.O. Box address used for mailing purposes. A street address is the most helpful for processing your response.

Address Number
Ex: 101
1650

Street Name
Ex: N Main St
E Stagecoach Run

Apt/Unit
Ex: Apt 23

City
Eagle Mountain

State
Utah

ZIP Code
84005

☐ I do not have a street address

[Previous](#) [Next >](#)

STEP 4

Verify your Address, then click “Submit.”

Please review your address. [\(Help\)](#)

Here is the address you submitted using standard abbreviations and formatting.

If the address is correct, select "Submit". If you would like to make changes, select "Revise".

1650 E STAGECOACH RUN
EAGLE MOUNTAIN, UT 84005

Revise

Submit

STEP 5

Enter your name and telephone number. This will be the **ONLY** time you need to enter your name.

What is your name and telephone number?

We will only contact you if needed for official Census Bureau business. [\(Help\)](#)

| First Name | Middle Name | Last Name(s) |
|-----------------------------------|----------------------|--------------------------------------|
| <input type="text" value="Evan"/> | <input type="text"/> | <input type="text" value="Berrett"/> |

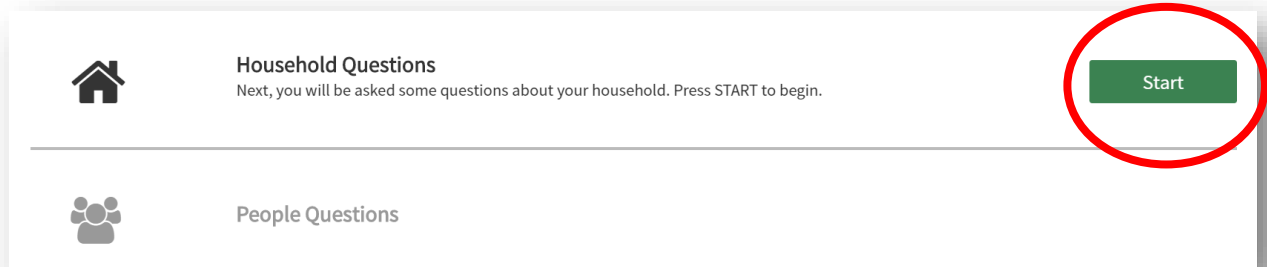
Telephone Number

| | | | | |
|----------------------------------|---|----------------------------------|---|-----------------------------------|
| <input type="text" value="801"/> | - | <input type="text" value="592"/> | - | <input type="text" value="9440"/> |
|----------------------------------|---|----------------------------------|---|-----------------------------------|

Next >


STEP 6

A new screen will prompt you to begin answering questions about your household. Press “Start” to begin.



STEP 7

Enter the total number of people living or STAYING at the address on April 1st. This can include relatives, foreign exchange students, etc. Click the link to see more examples. When in doubt, include everyone in the home.



STEP 8

Enter the names of all OTHER people in the household. You do not need to enter your name again. Number of rows is based on the number you entered in the previous screen. You can Add or Remove rows using the buttons provided.

What is the name of each person who will be living or staying at 1650 E STAGECOACH RUN on April 1, 2020?
[For more information on who to include, click here.](#)

Enter names until you have listed everyone who will be living or staying there, then continue to the next page.

The names listed so far are:
✓ Evan Berrett

| First Name | Middle Name | Last Name(s) | |
|------------------------------------|----------------------|--------------------------------------|---------------------------------------|
| <input type="text" value="Aaron"/> | <input type="text"/> | <input type="text" value="Sanborn"/> | <input type="button" value="Remove"/> |
| <input type="text" value="Ifo"/> | <input type="text"/> | <input type="text" value="Pili"/> | <input type="button" value="Remove"/> |
| <input type="text" value="Paul"/> | <input type="text"/> | <input type="text" value="Jerome"/> | <input type="button" value="Remove"/> |

STEP 9

Verify you have entered all people correctly. If something is incorrect, click on the “Previous” button.

We do not want to miss any people who might be staying at 1650 E STAGECOACH RUN on April 1, 2020.

For example:

- Children, related or unrelated, such as newborn babies, grandchildren, or foster children
- Relatives, such as adult children, nieces, nephews, cousins, or in-laws
- Roommates or other nonrelatives
- People without a permanent place to live

The names listed so far are:

- ☒ Evan Berrett
- ☒ Aaron Sanborn
- ☒ Ifo Pili
- ☒ Paul Jerome

Will there be any ADDITIONAL people that you did not already list?

[For more information on who to include, click here.](#)

☐ Yes

☐ No

[◀ Previous](#) [Next ▶](#)

STEP 10

Indicate the ownership status of the home.

On April 1, 2020, will the house, apartment, or mobile home at 1650 E STAGECOACH RUN be- [\(Help\)](#)

☐ Owned by you or someone in this household with a mortgage or loan (including home equity loans)?

☐ Owned by you or someone in this household free and clear (without a mortgage or loan)?

☐ Rented?

☐ Occupied without payment of rent?

[◀ Previous](#) [Next ▶](#)

STEP 11

Indicate which individuals own the home.

Of the people who will be living at 1650 E STAGECOACH RUN, who will own the house, apartment, or mobile home on April 1, 2020? [\(Help\)](#)


Select all that apply.


- ☐ Evan Berrett
- ☐ Aaron Sanborn
- ☐ Ifo Pili
- ☐ Paul Jerome
- ☐ None of the above













[< Previous](#) [Next >](#)

STEP 12

You can now proceed to answer questions about individuals in the home. Select “Start” next to an individual to begin.

 Household Questions

 **People Questions**
Please continue answering the questions by selecting the start button for a person.

| | | |
|---|--|---|
|  | Evan Berrett Select START to begin answering the questions about this person. |   |
|  | Aaron Sanborn Select START to begin answering the questions about this person. |   |
|  | Ifo Pili Select START to begin answering the questions about this person. |   |
|  | Paul Jerome Select START to begin answering the questions about this person. |   |

STEP 13



For each individual, you will provide the individuals sex.

[Home](#) > Sex

What is Evan Berrett's sex? ([Help](#))

☐ Male

☐ Female

STEP 14

For each individual, you will provide the birthdate. The age will automatically populate.

Home > Sex > Age

What is Evan Berrett's date of birth?
[If you don't know the date of birth, click here.](#)

Month Day Year

Verify or enter correct age as of April 1, 2020. For babies less than 1 year old, do not enter the age in months. Enter 0 as the age.

years

◀ Previous

Next ▶

STEP 15

For each individual, you will indicate if they are of Hispanic, Latino, or Spanish origin.

[Home](#) > [Sex](#) > [Age](#) > Hispanic Origin

Is Evan Berrett of Hispanic, Latino, or Spanish origin? ([Help](#))

- ☐ No, not of Hispanic, Latino, or Spanish origin
- ☐ Yes, Mexican, Mexican American, Chicano
- ☐ Yes, Puerto Rican
- ☐ Yes, Cuban
- ☐ Yes, another Hispanic, Latino, or Spanish origin
Enter, for example, Salvadoran, Dominican, Colombian, Guatemalan, Spaniard, Ecuadorian, etc.

[< Previous](#)

[Next >](#)

STEP 16

This question has confused or surprised some. When entering race, you are also asked what your racial origin is. You must enter an origin to continue. If you are unsure, give your best guess.

Home > Sex > Age > Hispanic Origin > Race

What is Evan Berrett's race? ([Help](#))

Select one or more boxes **AND** enter origins. For this census, Hispanic origins are not races.

☐ White
Enter, for example, German, Irish, English, Italian, Lebanese, Egyptian, etc.

☐ Black or African American
Enter, for example, African American, Jamaican, Haitian, Nigerian, Ethiopian, Somali, etc.

☐ American Indian or Alaska Native
Enter name of enrolled or principal tribe(s), for example, Navajo Nation, Blackfeet Tribe, Mayan, Aztec, Native Village of Barrow Inupiat Traditional Government, Nome Eskimo Community, etc.

☐ Chinese

☐ Filipino

☐ Asian Indian

☐ Vietnamese

STEP 17

You will then be asked how the individual is related to you if related at all.

Home > Relationship

How is Aaron Sanborn related to Evan Berrett?



Aaron Sanborn is Evan Berrett's... (Help)


- ☐ Opposite-sex husband/wife/spouse
- ☐ Opposite-sex unmarried partner
- ☐ Same-sex husband/wife/spouse
- ☐ Same-sex unmarried partner
- ☐ Biological son or daughter
- ☐ Adopted son or daughter
- ☐ Stepson or stepdaughter
- ☐ Brother or sister
- ☐ Father or mother
- ☐ Grandchild
- ☐ Parent-in-law
- ☐ Son-in-law or daughter-in-law
- ☐ Other relative
- ☒ Roommate or housemate
- ☐ Foster child
- ☐ Other nonrelative

< Previous Next >


STEP 18

Complete Steps 12-17 for all individuals in the household. Then click on “Start” next to “Final Question(s)”

  **Paul Jerome**
Paul Jerome's questions have been completed. To change or view your answers, select EDIT.

 Remove Edit

[+ Add another person](#)

 **Final Question(s)**

Start

STEP 19

This final step ensures accuracy of the Census. Please review and modify as necessary.

We would like to make sure everyone is only counted once. Some people live or stay in more than one place. ([Help](#))

For example:

- With a parent, grandparent, or other person
- While attending college
- For a military assignment
- To be closer to a job or business
- In a nursing home or group home
- In a jail or prison
- At a seasonal or second residence

Do any of the following people usually live or stay somewhere else, other than 1650 E STAGECOACH RUN?

Select all that apply:

- ☐ Evan Berrett
- ☐ Aaron Sanborn
- ☐ Ifo Pili
- ☐ Paul Jerome
- ☐ None of the above

[< Previous](#) [Next >](#)

STEP 20

When ready, submit the Questionnaire. If necessary, you can “Edit Questionnaire” by clicking on the left button.

You are almost finished and are now ready to send your responses. Once your questionnaire is submitted, you will not be able to access your information or change any of your responses. After you submit your responses and are shown the confirmation page, you may close the web browser.

You must select SUBMIT to complete your questionnaire. Would you like to send your responses now?

[Edit Questionnaire](#) [Submit Questionnaire](#)