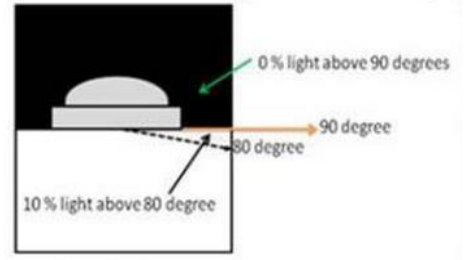




## EXTERIOR LIGHTING REQUIREMENTS

In November, 2014, the Eagle Mountain City Council approved an outdoor lighting ordinance that requires full cut-off light fixtures (dark-sky compliant) for all exterior lighting.

A “full cutoff light fixture” means fixtures that are independently certified by the manufacturers, and do not allow light to be emitted above the fixture and the fixture reduces glare by limiting the light output to less than 10 percent at and below 10 degrees below the horizontal.



Full cutoff lights

When purchasing fixtures, search for terms such as “Full Cutoff,” “Dark Sky Friendly,” “Dark Sky Approved,” or “Dark Sky Compliant.”



\*Please also note that up lighting is prohibited, except for government flags. Parking lot lighting poles shall be sized in such a manner that the top of any fixture does not exceed 17 feet above adjacent grade.



All builders are required to comply with this ordinance (EMMC 17.56) immediately, including for homes and structures that have an active building permit. Final inspections will not be passed until the builder has proven compliance with this ordinance. No exceptions will be given.

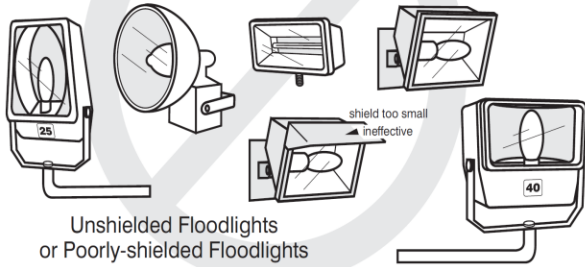
Thank you for your efforts to minimize light pollution, maintain the city's rural character, reduce energy consumption, and preserve the view of the stars in our community.



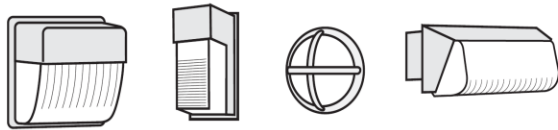
# Examples of Acceptable / Unacceptable Lighting Fixtures

## Unacceptable / Discouraged

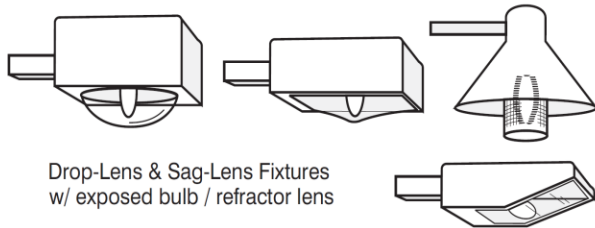
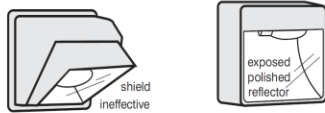
Fixtures that produce glare and light trespass



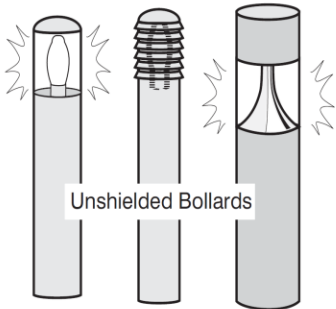
Unshielded Floodlights or Poorly-shielded Floodlights



Unshielded Wallpacks & Unshielded or Poorly-shielded Wall Mount Fixtures

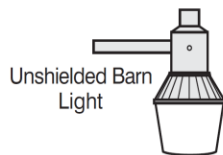


Drop-Lens & Sag-Lens Fixtures w/ exposed bulb / refractor lens

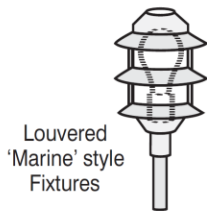


Unshielded Streetlight

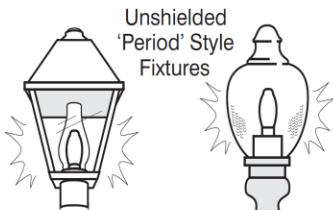
Unshielded Bollards



Unshielded Barn Light



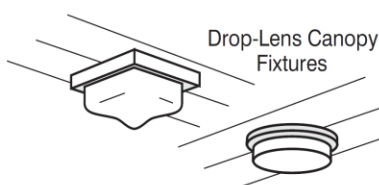
Louvered 'Marine' style Fixtures



Unshielded 'Period' Style Fixtures



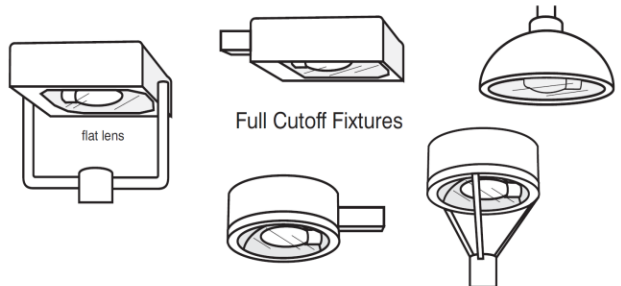
Unshielded PAR Floodlights



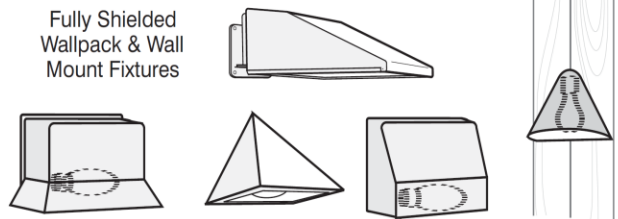
Drop-Lens Canopy Fixtures

## Acceptable

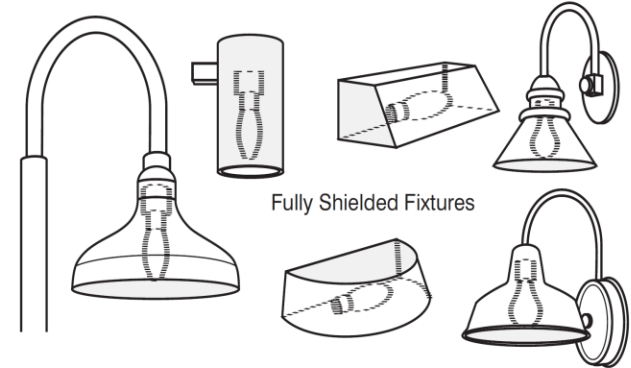
Fixtures that shield the light source to minimize glare and light trespass and to facilitate better vision at night



Full Cutoff Fixtures



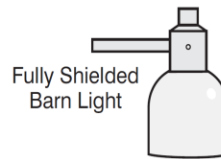
Fully Shielded Wallpack & Wall Mount Fixtures



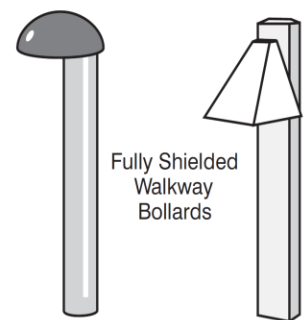
Fully Shielded Fixtures



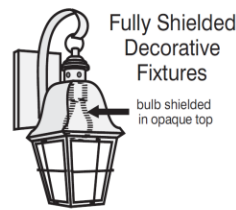
Full Cutoff Streetlight



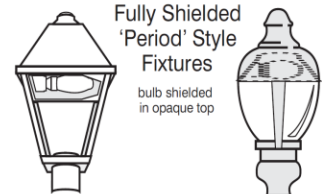
Fully Shielded Barn Light



Fully Shielded Walkway Bollards



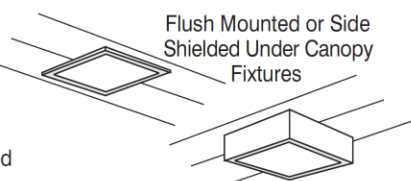
Fully Shielded Decorative Fixtures



Fully Shielded 'Period' Style Fixtures



Shielded / Properly-aimed PAR Floodlights



Flush Mounted or Side Shielded Under Canopy Fixtures